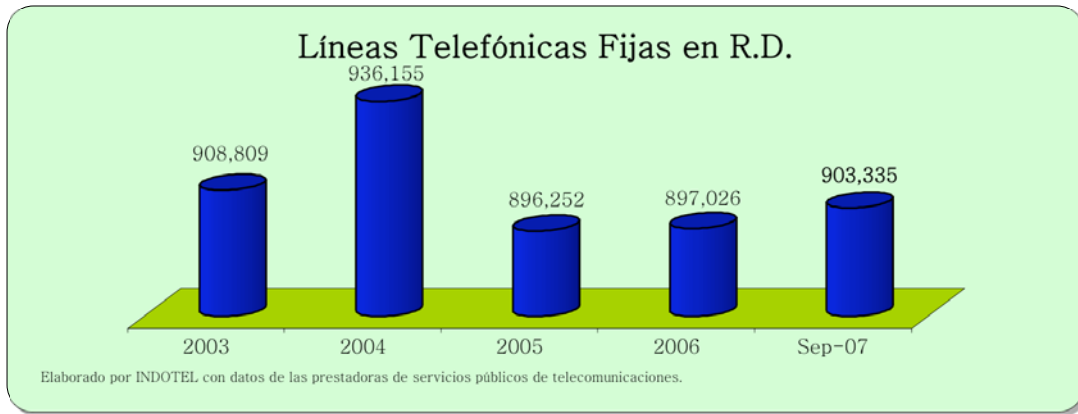


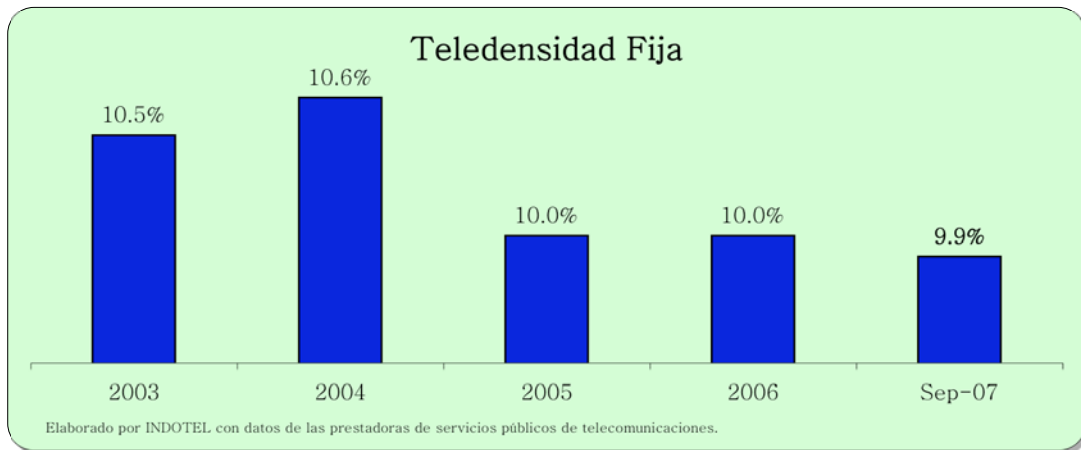
Líneas Fijas

2003	2004	2005	2006	Sep-07
908,809	936,155	896,252	897,026	903,335



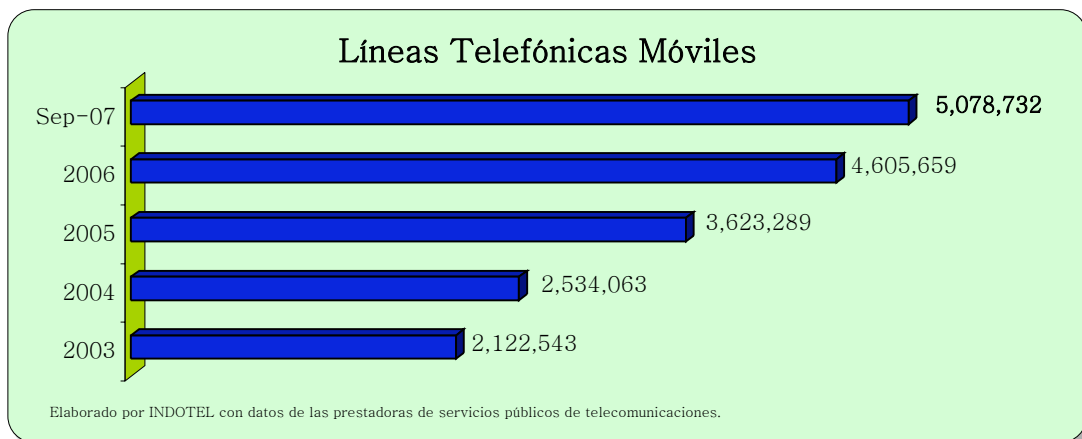
Teledensidad Fija

2003	2004	2005	2006	Sep-07
10.5%	10.6%	10.0%	10.0%	9.9%



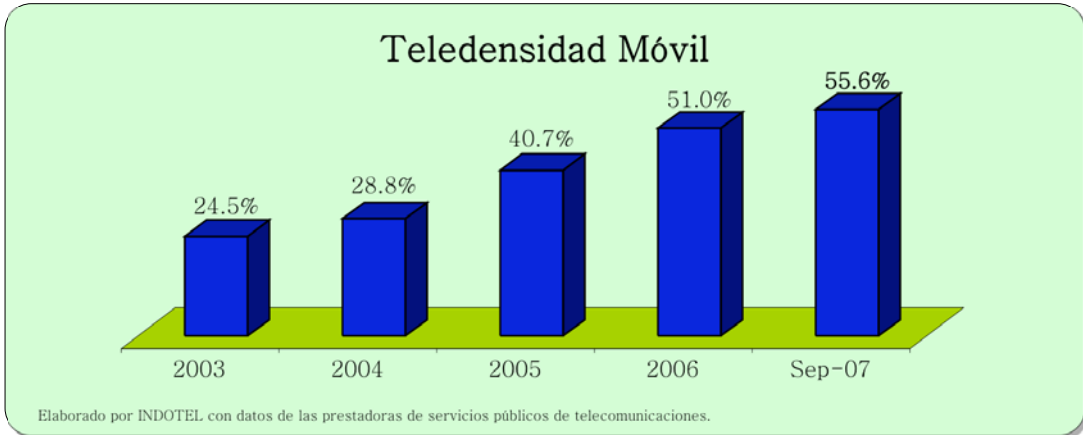
Líneas Móviles

2003	2004	2005	2006	Sep-07
2,122,543	2,534,063	3,623,289	4,605,659	5,078,732



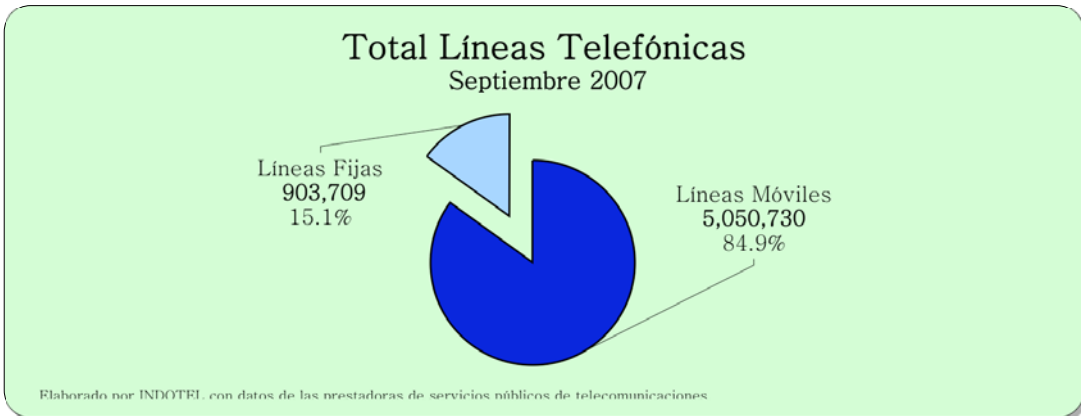
Teledensidad Móvil

2003 24.5% **2004** 28.8% **2005** 40.7% **2006** 51.0% **Sep-07** 55.6%



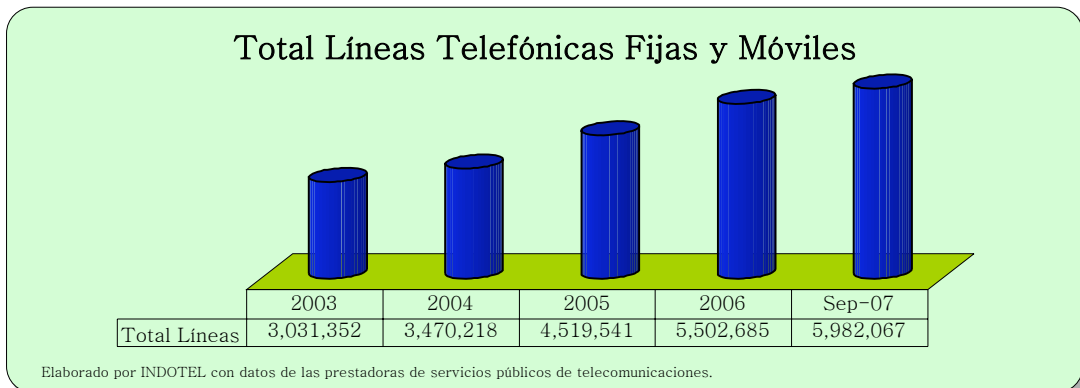
Líneas Móviles
Líneas Fijas

Sep-07
5,078,732
903,335



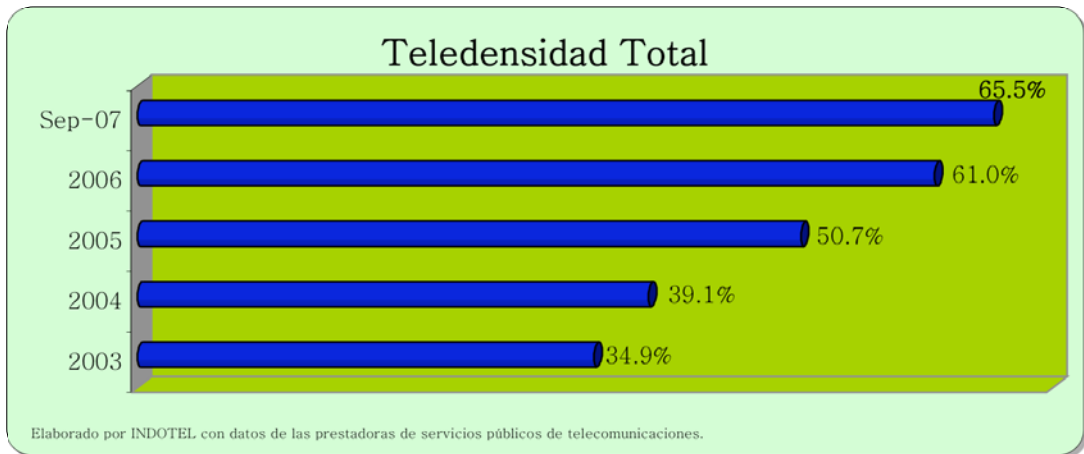
Total Líneas

2003 3,031,352 **2004** 3,470,218 **2005** 4,519,541 **2006** 5,502,685 **Sep-07** 5,982,067



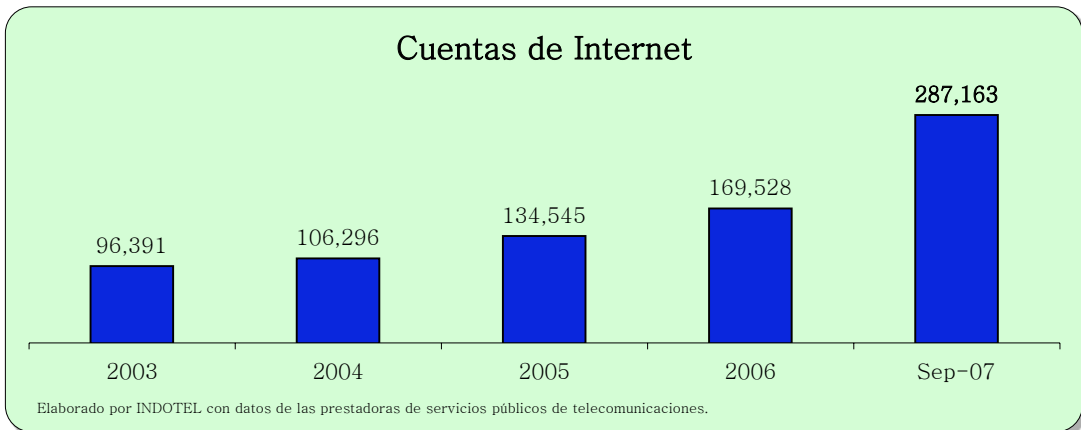
Teledensidad Total

Año	2003	2004	2005	2006	Sep-07
Teledensidad Total	34.9%	39.1%	50.7%	61.0%	65.5%



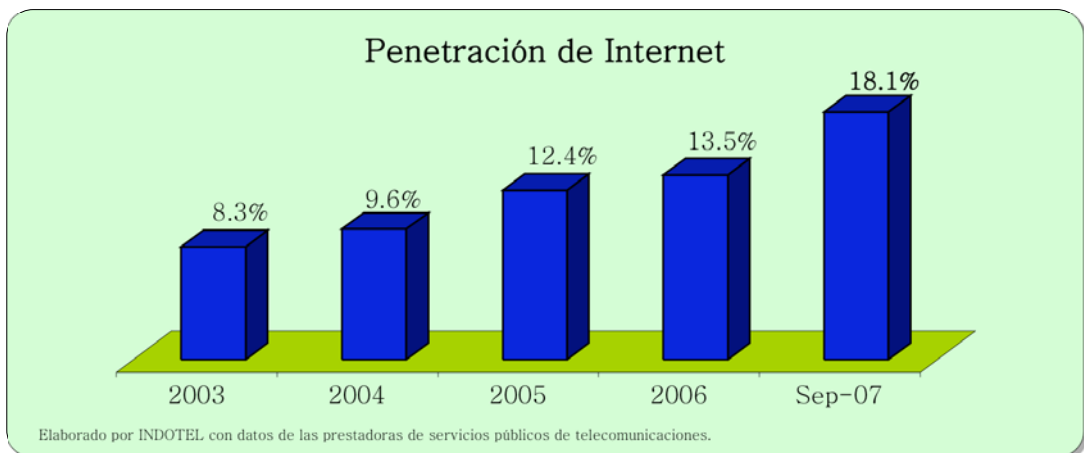
Total Cuentas

Año	2003	2004	2005	2006	Sep-07
Total Cuentas	96,391	106,296	134,545	169,528	287,163



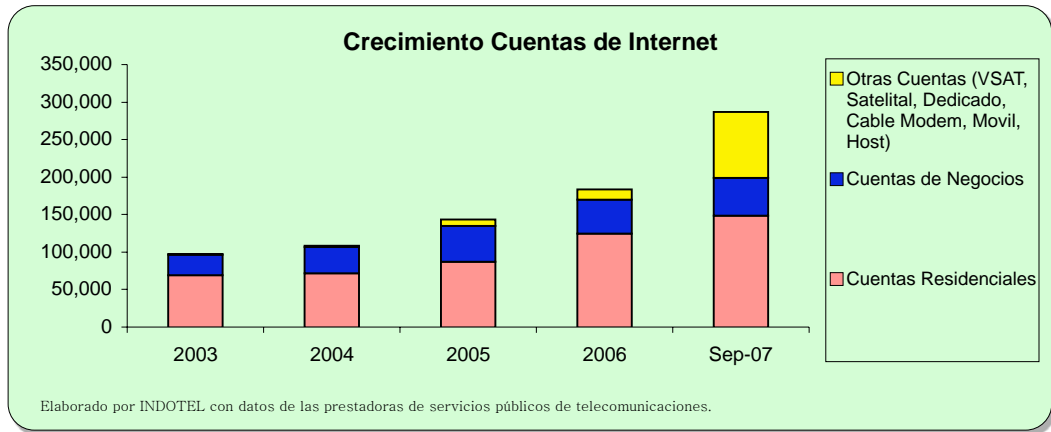
Penetración de Internet

Año	2003	2004	2005	2006	Sep-07
Penetración de Internet	8.3%	9.6%	12.4%	13.5%	18.1%



Crecimiento Cuentas Internet

	2003	2004	2005	2006	Sep-07
Cuentas Residenciales	68,819	71,736	87,436	124,459	148,384
Cuentas de Negocios	27,572	34,560	47,109	45,069	50,913
Otras Cuentas (VSAT, Satelital, Dedicado, Cable Modem, Movil, Host)	1,326	2,118	8,697	14,348	87,866
TOTAL	97,717	108,414	143,242	183,876	287,163



Total Usuarios de Internet

	2003	2004	2005	2006	Sep-07
Total Usuarios de Internet	716,428	839,904	1,103,488	1,218,940	1,646,760

