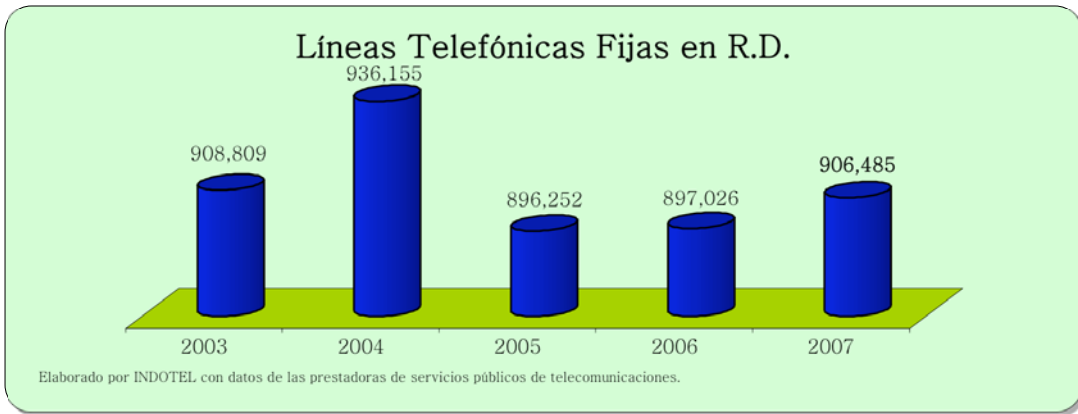


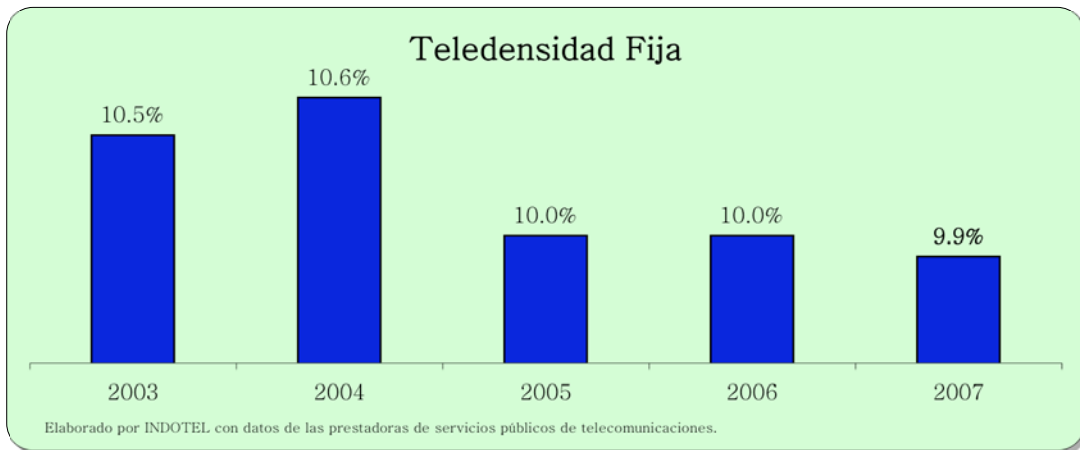
**Líneas Fijas**

2003	2004	2005	2006	2007
908,809	936,155	896,252	897,026	906,485



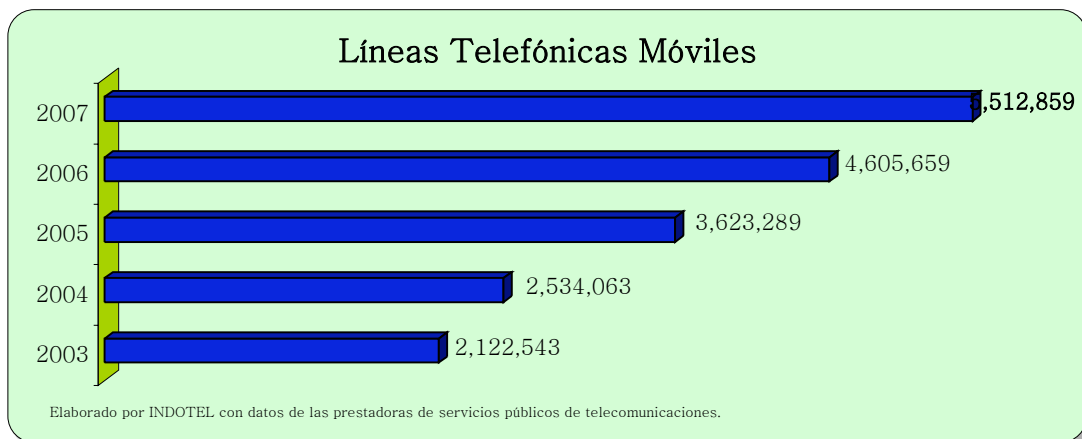
**Teledensidad Fija**

2003	2004	2005	2006	2007
10.5%	10.6%	10.0%	10.0%	9.9%



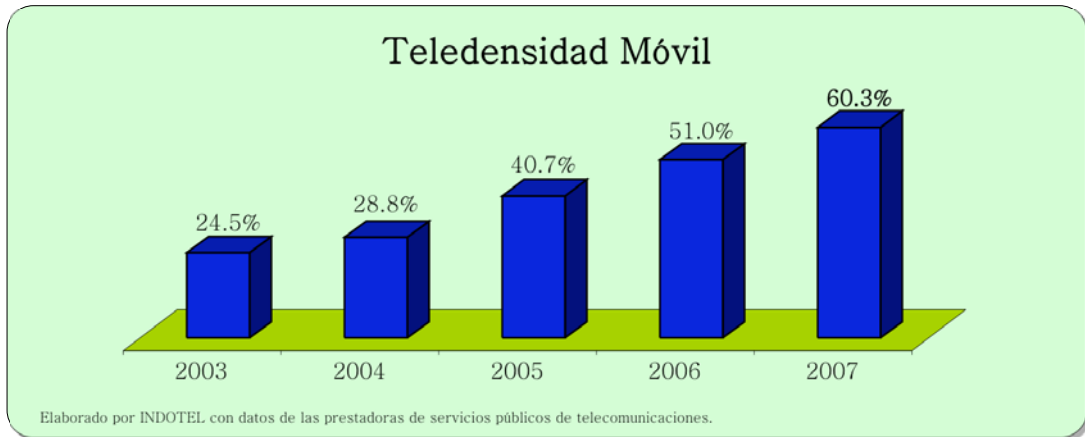
**Líneas Móviles**

2003	2004	2005	2006	2007
2,122,543	2,534,063	3,623,289	4,605,659	5,512,859



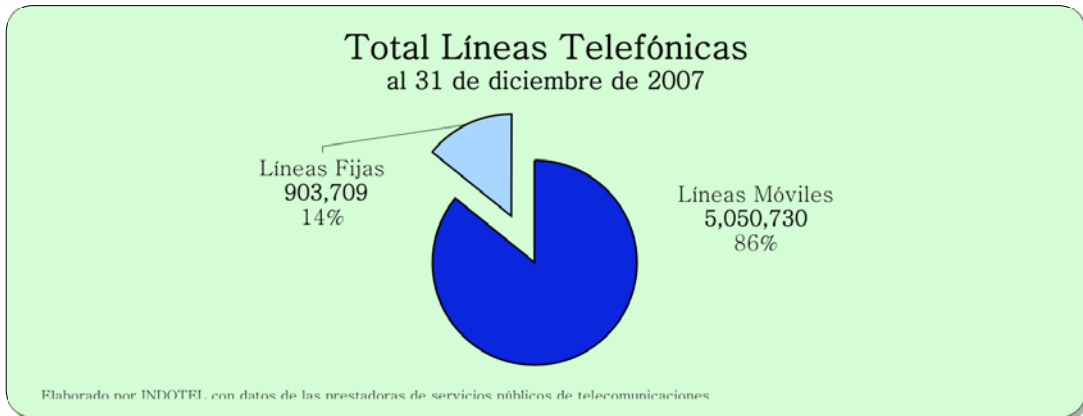
**Teledensidad Móvil**

**2003** 24.5%    **2004** 28.8%    **2005** 40.7%    **2006** 51.0%    **2007** 60.3%



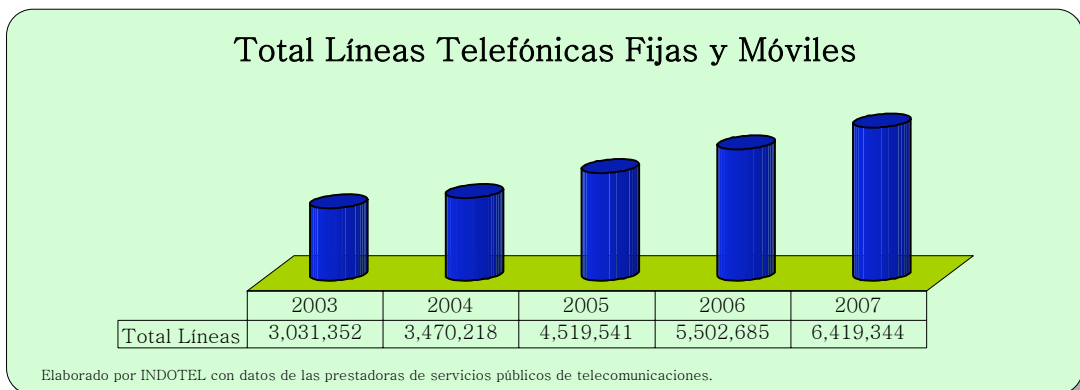
**Líneas Móviles**  
**Líneas Fijas**

**2007**  
5,512,859  
906,485



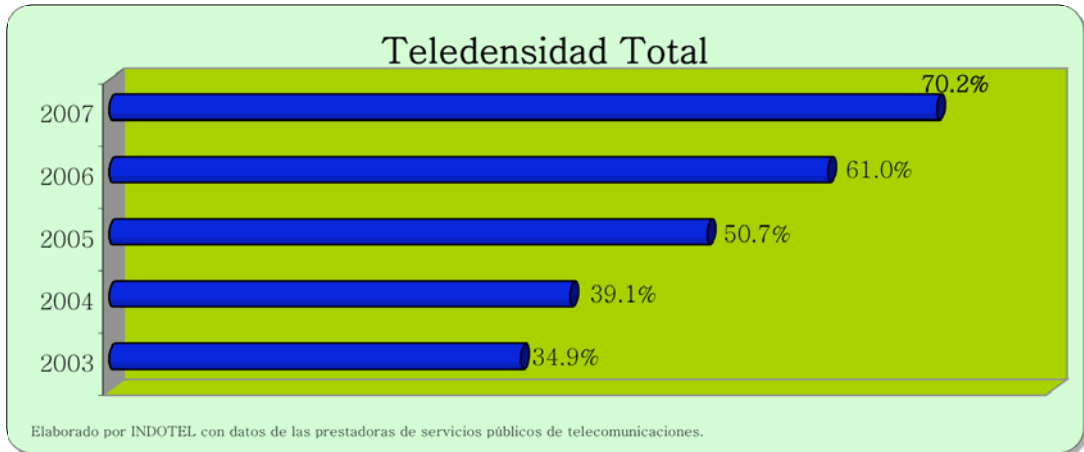
**Total Líneas**

**2003** 3,031,352    **2004** 3,470,218    **2005** 4,519,541    **2006** 5,502,685    **2007** 6,419,344



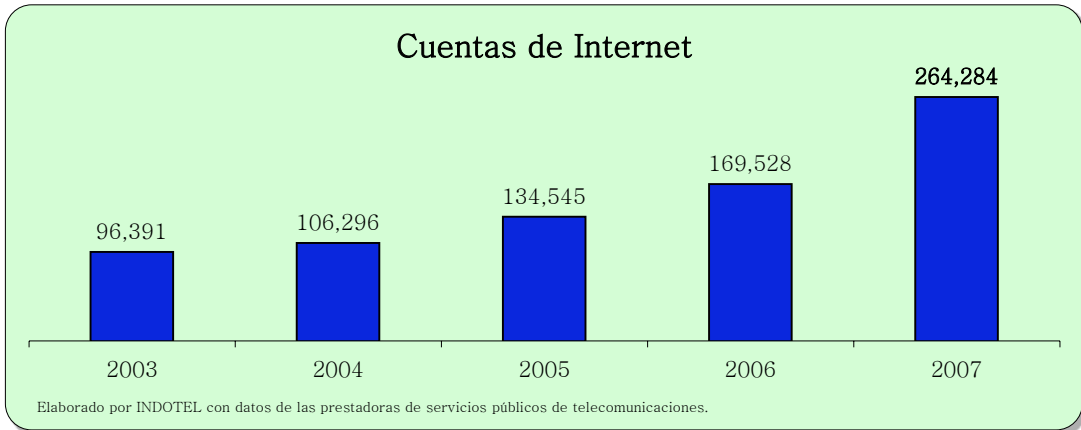
**Teledensidad Total**

Año	2003	2004	2005	2006	2007
Teledensidad Total	34.9%	39.1%	50.7%	61.0%	70.2%



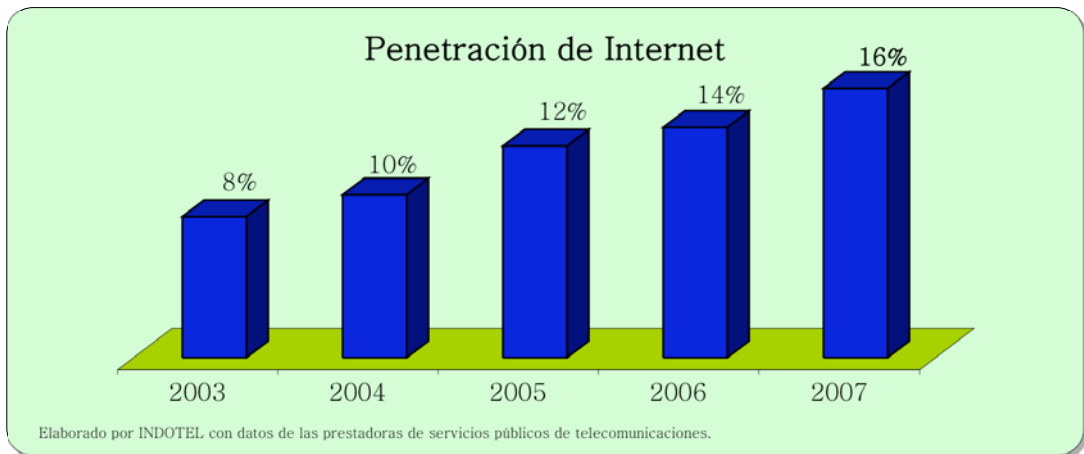
**Total Cuentas**

Año	2003	2004	2005	2006	2007
Total Cuentas	96,391	106,296	134,545	169,528	264,284



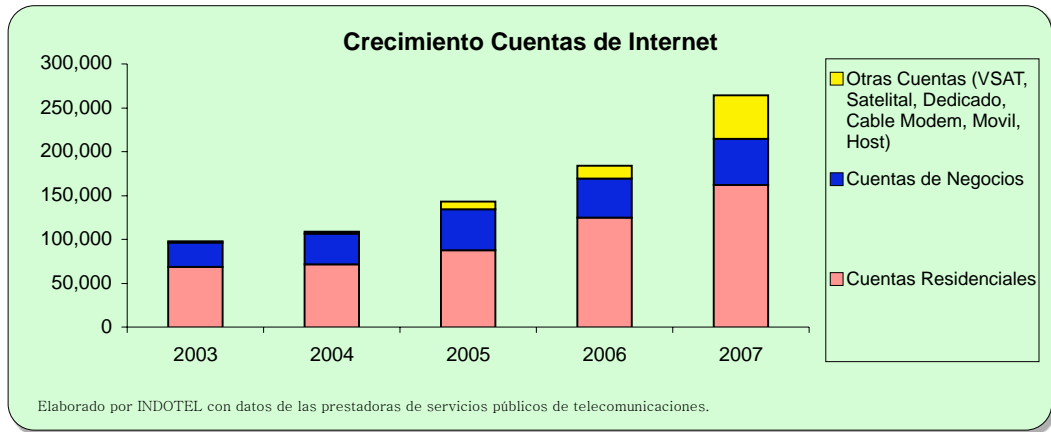
**Penetración de Internet**

Año	2003	2004	2005	2006	2007
Penetración de Internet	8%	10%	12%	14%	16%



**Crecimiento Cuentas Internet**

	2003	2004	2005	2006	2007
Cuentas Residenciales	68,819	71,736	87,436	124,459	162,083
Cuentas de Negocios	27,572	34,560	47,109	45,069	52,588
Otras Cuentas (VSAT, Satelital, Dedicado, Cable Modem, Movil, Host)	1,326	2,118	8,697	14,348	49,613
<b>TOTAL</b>	<b>97,717</b>	<b>108,414</b>	<b>143,242</b>	<b>183,876</b>	<b>264,284</b>



**Total Usuarios de Internet**

	2003	2004	2005	2006	2007
Total Usuarios de Internet	730,762	866,618	1,233,896	1,436,062	1,676,985

