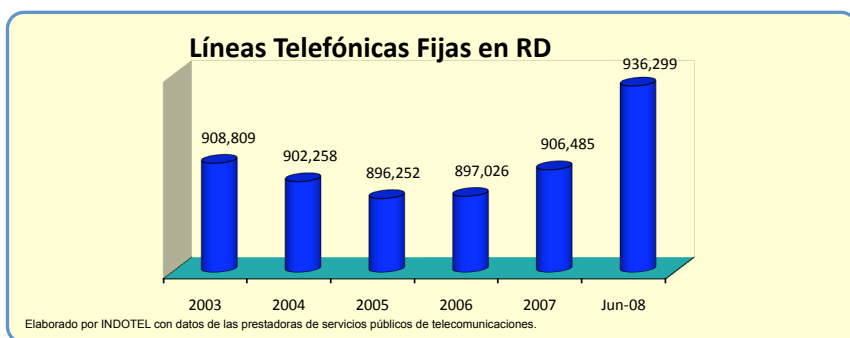
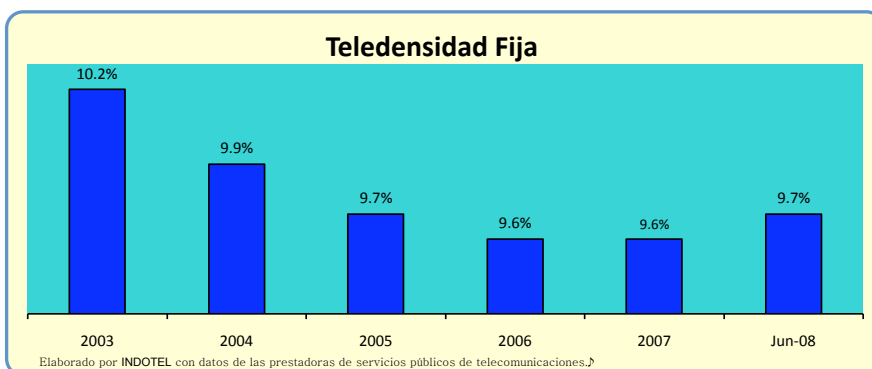



	2003	2004	2005	2006	2007	Jun-08
Líneas Fijas	908,809	902,258	896,252	897,026	906,485	936,299



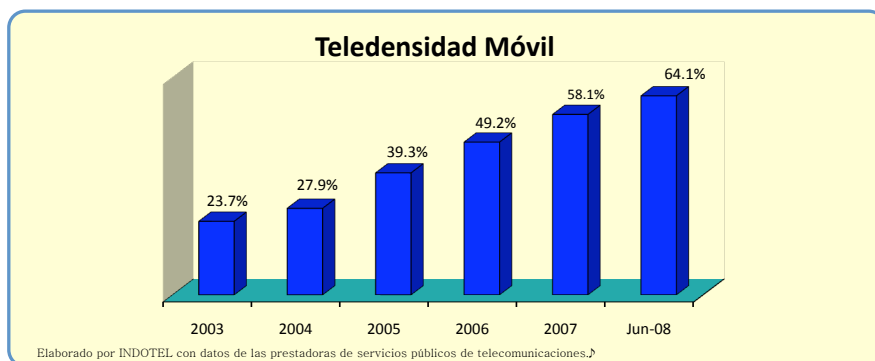
	2003	2004	2005	2006	2007	Jun-08
Teledensidad Fija	10.2%	9.9%	9.7%	9.6%	9.6%	9.7%



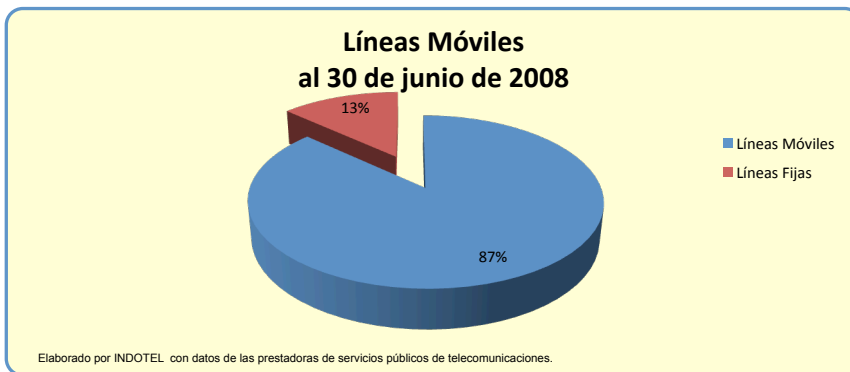
	2003	2004	2005	2006	2007	Jun-08
Líneas Móviles	2,122,543	2,534,063	3,623,289	4,605,659	5,512,859	6,158,020



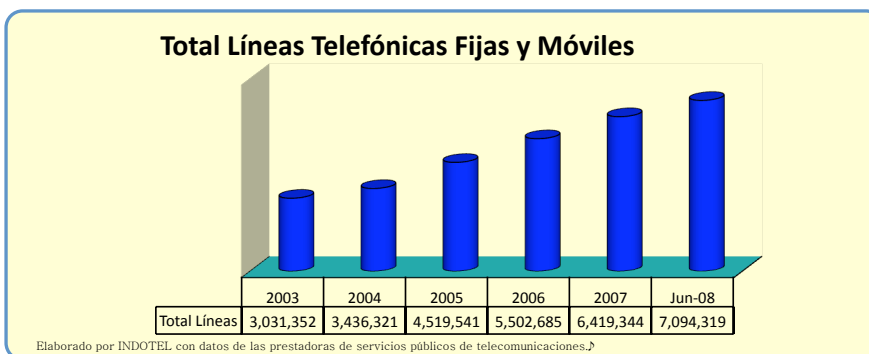
	2003	2004	2005	2006	2007	Jun-08
Teledensidad Móvil	23.7%	27.9%	39.3%	49.2%	58.1%	64.1%



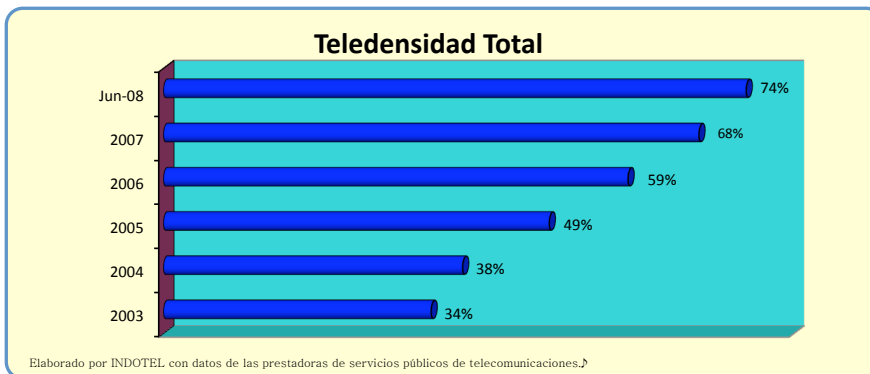
Líneas Móviles	Jun-08	
	6,158,020	86.8%
Líneas Fijas	936,299	13.2%



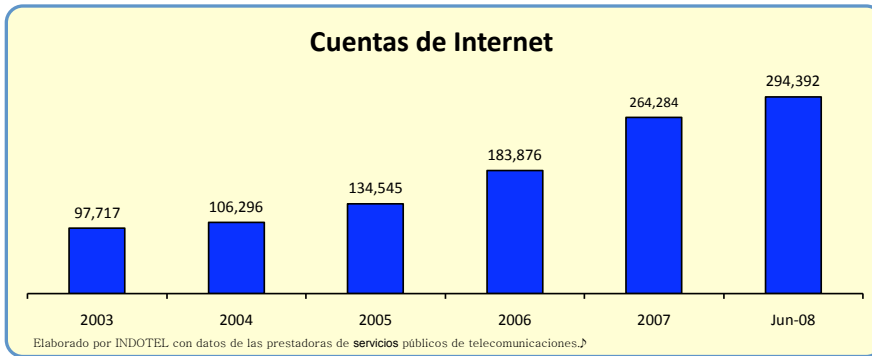
Total Líneas	2003	2004	2005	2006	2007	Jun-08
	3,031,352	3,436,321	4,519,541	5,502,685	6,419,344	7,094,319



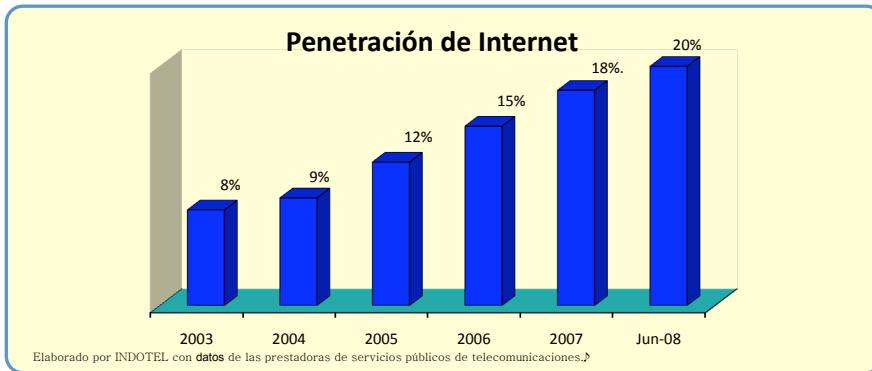
Teledensidad Total	2003	2004	2005	2006	2007	Jun-08
	34%	38%	49%	59%	68%	74%



Total Cuentas Internet	2003	2004	2005	2006	2007	Jun-08
	97,717	106,296	134,545	183,876	264,284	294,392

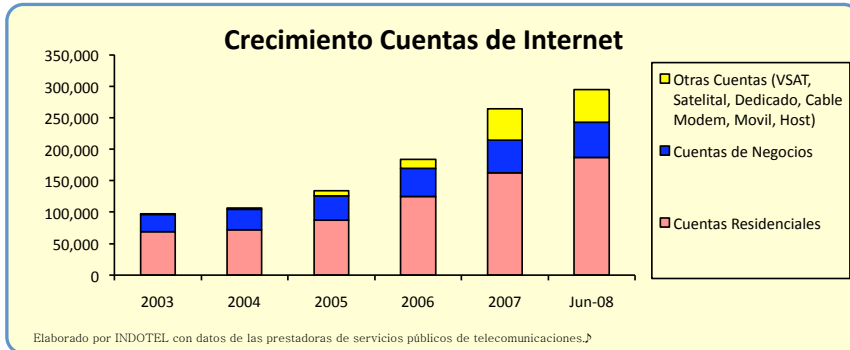


Penetración de Internet	2003	2004	2005	2006	2007	Jun-08
	8%	9%	12%	15%	18%	20%



Crecimiento Cuentas Internet

	2003	2004	2005	2006	2007	Jun-08
Cuentas Residenciales	68,819	71,736	87,436	124,459	162,083	186,759
Cuentas de Negocios	27,572	32,442	38,412	45,069	52,588	55,692
Otras Cuentas (VSAT, Satelital, Dedicado, Cable Modem, Movil, Host)	1,326	2,118	8,697	14,348	49,613	51,941
TOTAL	99,720	108,300	136,550	185,882	266,291	294,392



Total Usuarios de Internet

	2003	2004	2005	2006	2007	Jun-08
Total Usuarios de Internet	730,762	832,730	1,094,744	1,436,062	1,676,985	1,913,468

